



# MyFord® Mobile Consumer User Guide



## Mobile that moves you in new ways.

This Guide links you to videos that show how to access plug-in vehicle information and remote controls.



How to register



What's on the home screen



How to set GO Times



How to set Value Charge Profiles



How to use Trip Planner for Focus Electric





# MyFord® Mobile Consumer User Guide

## Get registered to stay connected.

MyFord Mobile<sup>(1)</sup> is a smartphone app and website (**[www.myfordmobile.com](http://www.myfordmobile.com)**) that allows you to stay connected with your plug-in vehicle from just about anywhere, anytime. You can access vehicle information and several remote vehicle controls.

Note: 2017 and prior model year Fusion Energi, C-MAX Energi and Focus Electric vehicles feature a 5-year complimentary subscription. 2018 model year vehicles feature a 3-year complimentary subscription.

How does it work? MyFord Mobile uses an onboard wireless module allowing it to communicate with the secure Ford cloud service through cellular technology. Note: MyFord Mobile is not part of FordPass.™

*Click to find out how to register on the app.*



# MyFord® Mobile Consumer User Guide

## Start at the home screen.

MyFord Mobile puts the most important features at your fingertips in an easy, intuitive way:

- Battery charge level
- Gas gauge for plug-in hybrids
- Charge Now or Value Charge toggle
- Total Range
- Electric and Hybrid Range for plug-in hybrids
- Start, Lock and Unlock remote commands
- Menu and Station Finder buttons

*Click for a walk-through of the home screen features.*

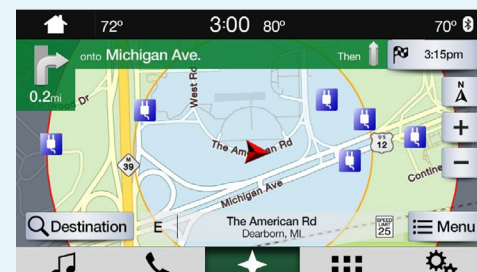
## In-vehicle access

In SYNC®3-equipped<sup>(2)</sup> vehicles, you can access some similar features on your touchscreen.



Check Battery status and estimated charge times using different voltage options.

Access: Settings > Charge Settings



Nearby charge stations are designated by “plug” icons on the navigation screen (if equipped with Nav and SiriusXM Travel Link<sup>(3)</sup>). Tapping on an icon brings up details about the station.

Access: Nav > Screen View



# MyFord® Mobile Consumer User Guide

## Ready when you are.

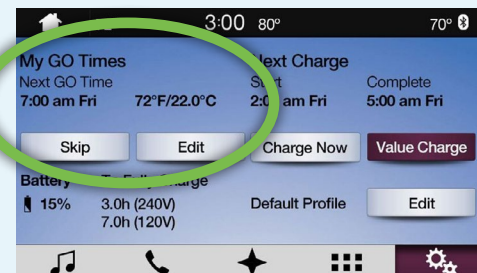
GO Times can help enhance your electric range. They even help you get into a warm car on a cold morning. How do they work?

- Use GO Times to begin cabin conditioning (heat or cool it<sup>(4)</sup>) while your vehicle is plugged in, using power from the wall
- This helps ensure that your vehicle has a full battery for the upcoming drive

*Click for instructions on setting GO Times using the app.*

## In-vehicle access

In SYNC®3-equipped vehicles, you can access My GO Times.



See your next GO Time, tap to Skip and tap to Edit.

Access: Settings > Charge Settings



# MyFord® Mobile Consumer User Guide

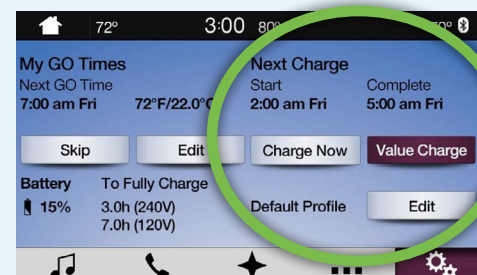
## Charge cheaper.

Here's another benefit: Value Charging<sup>(5)</sup> allows you to potentially save money by scheduling your vehicle to charge when electricity prices are at their lowest. How? Set up a Value Charge Profile for any location where you've previously charged like home, work or school.

*Click for instructions on setting Value Charge Profiles using the website.*

## In-vehicle access

In SYNC®3-equipped vehicles, you get Value Charge options.



See your next Value Charge time and tap to choose Charge Now or Value Charge. Tap to Edit your Default Profile (how your vehicle Charges when not in a location with a specific Value Charge Profile).

Access: Settings > Charge Settings





# MyFord® Mobile Consumer User Guide

## Focus on a plan.

Are you a Focus Electric driver? If so, Trip Planner<sup>(6)</sup> quickly lets you know if your vehicle can make it to a selected destination or charging station with its current charge.

*Click for a demonstration and learn to use Trip Planner.*



# MyFord® Mobile Consumer User Guide

## Footnotes

- (1) My Ford Mobile includes a complimentary subscription that activates with vehicle sale date, requires compatible 3G cellular network connectivity, and is subject to 3G network availability. Evolving technology/cellular networks may affect future functionality. Message and data rates may apply. Refer to **[www.myfordmobile.com](http://www.myfordmobile.com)** for further details.
- (2) Don't drive while distracted. Use voice-operated systems when possible; don't use handheld devices while driving. Some features may be locked out while the vehicle is in gear. Not all features are compatible with all phones. Message and data rates may apply.
- (3) SiriusXM audio and data services each require a subscription sold separately, or as a package, by Sirius XM Radio Inc. If you decide to continue service after your trial, the subscription plan you choose will automatically renew thereafter and you will be charged according to your chosen payment method at then-current rates. Fees and taxes apply. To cancel you must call SiriusXM at 1-866-635-2349. See SiriusXM Customer Agreement for complete terms at **[www.siriusxm.com](http://www.siriusxm.com)**. All fees and programming subject to change. Sirius, XM and all related marks and logos are trademarks of Sirius XM Radio Inc. Sirius XM Traffic and Travel Link is free for 60 months for all equipped 2016 and 2017MY Ford vehicles.
- (4) Effectiveness of cabin conditioning may be reduced by extreme outside temperatures or when using 120-volt charging.
- (5) Based on your local utility's participation.
- (6) Trip Planner is available on the MyFord Mobile app, only for Focus Electric vehicles.

This User Guide is not intended to replace your vehicle Owner's Manual, which contains more detailed information concerning the features of your vehicle, as well as important safety warnings designed to help reduce the risk of injury to you and your passengers. Please read your entire Owner's Manual carefully as you begin learning about your new vehicle and refer to the appropriate chapters when questions arise. All information contained in this User Guide was accurate at the time of publication. We reserve the right to change features, operation and/or functionality of any vehicle specification at any time. Your Ford dealer is the best source for the most current information. For detailed operating and safety information, please consult your Owner's Manual.

Ford Customer Relationship Center 1-800-392-3673 (FORD) (TDD for the hearing impaired: 1-800-232-5952)

[owner.ford.com](http://owner.ford.com)

@FordService

### WARNING

Driving while distracted can result in loss of vehicle control, crash and injury. We strongly recommend that you use extreme caution when using any device that may take your focus off the road. Your primary responsibility is the safe operation of your vehicle. We recommend against the use of any hand-held device while driving and encourage the use of voice-operated systems when possible. Make sure you are aware of all applicable local laws that may affect the use of electronic devices while driving.