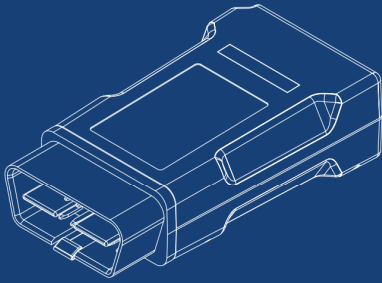


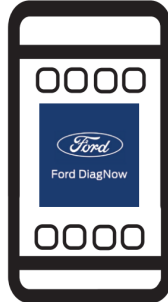
VCM Lite

Quick Start Guide



1

Go to [www.fordserviceinfo.com /Purchase /ViewDiagnosticsMobile](http://www.fordserviceinfo.com/Purchase/ViewDiagnosticsMobile) for additional information on downloading the **Ford DiagNow App** and details on creating a subscription.




Available on the
App Store

GET IT ON
Google Play



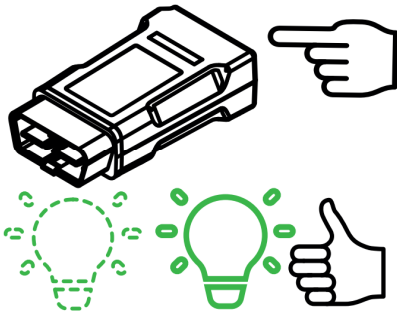
2

Connect the VCM Lite to the vehicle's Data Link Connector (DLC)



3

Check that the **GREEN** light is blinking



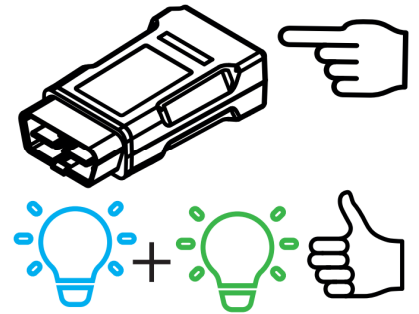
4

Launch the **Ford DiagNow App** and pair your device by selecting the app Bluetooth icon as shown



5

Check that the **BLUE** and **GREEN** light are blinking



6

Identify the vehicle by selecting either **READ VIN** or **SCAN VIN**



7

Perform desired diagnostic function



Other languages available on www.fordserviceinfo.com under the Diagnostic Tool Support tab

